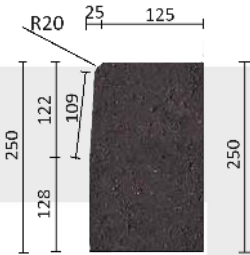


**BK2 BARRIER KERB**




**BK2 & BK2s**  
**SIDE PROFILE**

**BK2**

LENGTH: 1000 mm  
 WEIGHT PER UNIT: 84 kg Each  
 CONCRETE MIX: 30MPa  
 REINFORCING: Un-reinforced  
 UNITS PER PALLET: 17

**BK2s (SHORT)**


LENGTH: 330 mm  
 WEIGHT PER UNIT: 28 kg Each  
 CONCRETE MIX: 30MPa  
 REINFORCING: Un-reinforced



**BK2 LAYOUT**



**BK2 ISO-METRIC VIEW**



**BK2s (short) LAYOUT**



**BK2s (short) ISO-METRIC VIEW**