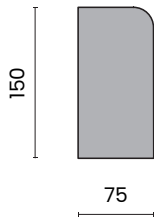


EDGING E1 and E1 s (short)




**E1 & E1 s
SIDE PROFILE**

E1


LENGTH : 1000 mm
WEIGHT PER UNIT: 28 kg
VOLUME: 0.011 m³
CONCRETE MIX: 30 MPa
REINFORCING: Un-reinforced

E1 s (SHORT)

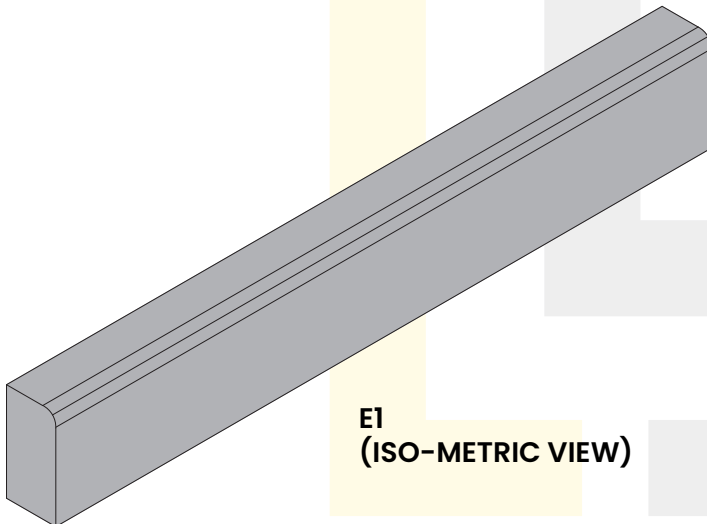
LENGTH : 330 mm
WEIGHT PER UNIT: 10 kg
VOLUME: 0.004 m³
CONCRETE MIX: 30 MPa
REINFORCING: Un-reinforced



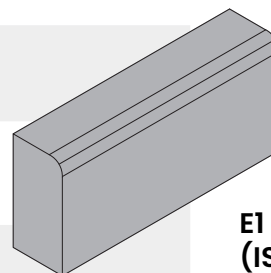
E1



E1 s (SHORT)



**E1
(ISO-METRIC VIEW)**



**E1 s (SHORT)
(ISO-METRIC VIEW)**